



2820 S. English Station Road - Louisville, KY 40299
Tel: (502) 357-0132 Fax (502) 267-8379

Date: 10-Dec-14 TEST NO. 14-2184A

CA7000 Electronic Air Cleaner ASHRAE Standard 52.2-2012 TEST REPORT

Filter Description

Manufacturer	Casino Air
Filter Model	CA7000
Part Number	N A
Generic Filter Type	Electronic Air Cleaner V-Cell
Nominal Dimensions (H x W x D)	24"x24"x24"
Pocket / Pleat Quantity	N/A
Media Type	Glass (28G) Enhanced
Est. Gross Media Area	16 Ft ²
Adhesive Type	N A




Test Conditions

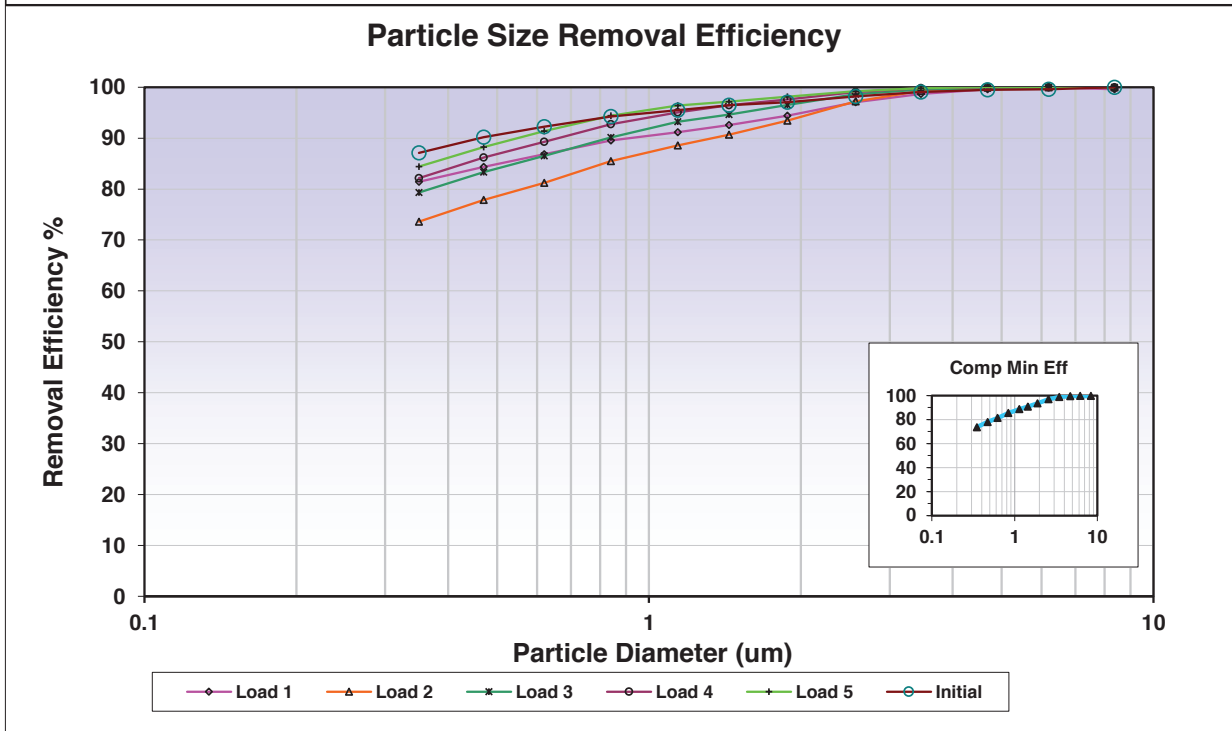
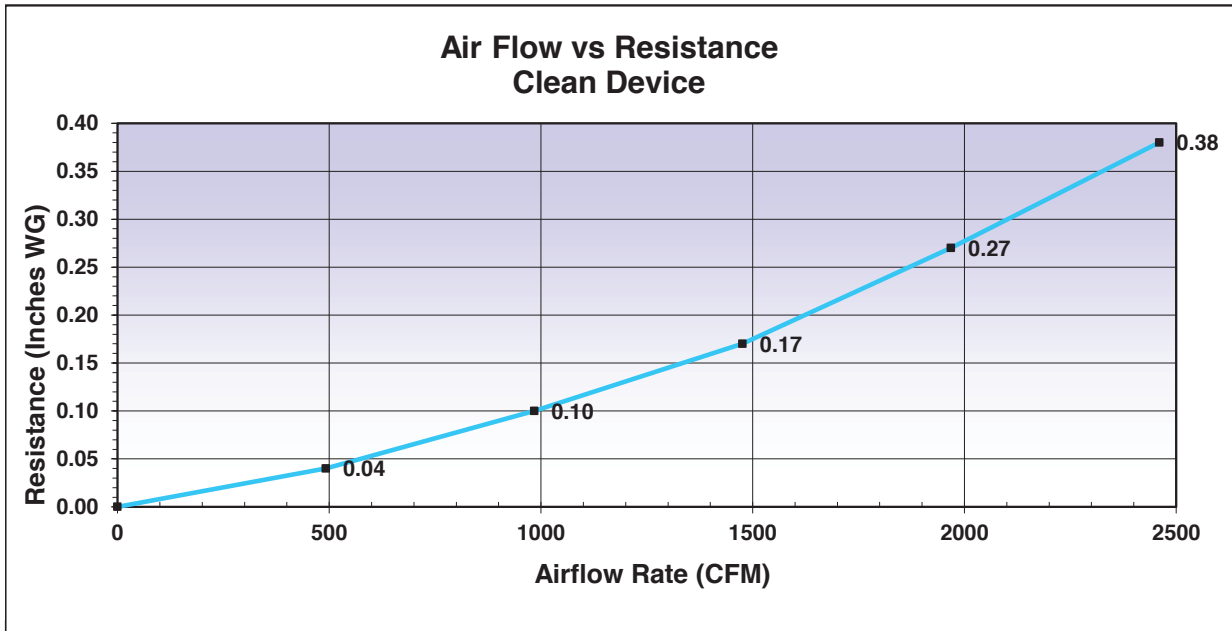
Loading Dust Type	ASHRAE	Test Air Temp (degrees F.)	72
Barometric Pressure (In. Hg.)	29.74	Relative Humidity (%)	26

Test Results

Airflow Rate (CFM)	1968
Nominal Face Velocity (fpm)	492
Initial Resistance (in WG)	0.27
Final Resistance (in WG)	1.50
Dust Fed (gms) to Final Resistance	499
E1 (%) Composite Minimum Avg. Efficiency 0.30 - 1.0 um	80
E2 (%) Composite Minimum Avg. Efficiency 1.0 - 3.0 um	92
E3 (%) Composite Minimum Avg. Efficiency 3.0 - 10.0 um	99
Minimum Efficiency Reporting Value (MERV)	MERV 14 @ 1968 CFM

Comments Tested For: Casino Air
Powered 12 Kv
Final Pressure Drop ("w.c.) 1.50"w.c.
Dust Holding Capacity (gms) 494
Average Arrestance (%) 99.0

Test Performed by: JPS Approved By:  Test Completed: 10-DEC-14



Data - Initial Resistance

Airflow (CFM)	Resistance (in WG)
0	0.00
492	0.04
984	0.10
1476	0.17
1968	0.27
2460	0.38

Data - Particle Removal Efficiency

Particle Size Range (um)	Geometric Mean Diam (um)	Particle Removal Efficiency (%)							
		CME	Initial	Load 1	Load 2	Load 3	Load 4	Load 5	
0.30 - 0.40	0.35	73.6	87.1	81.4	73.6	79.3	82.1	84.4	
0.40 - 0.55	0.47	77.9	90.2	84.4	77.9	83.3	86.2	88.2	
0.55 - 0.70	0.62	81.2	92.3	86.8	81.2	86.5	89.3	91.4	
0.70 - 1.00	0.84	85.5	94.3	89.6	85.5	90.2	92.7	94.4	
1.00 - 1.30	1.14	88.6	95.5	91.2	88.6	93.2	95.1	96.4	
1.30 - 1.60	1.44	90.7	96.4	92.6	90.7	94.6	96.5	97.2	
1.60 - 2.20	1.88	93.4	97.1	94.4	93.4	96.5	97.6	98.2	
2.20 - 3.00	2.57	97.0	98.2	97.0	97.2	98.7	99.1	99.2	
3.00 - 4.00	3.46	98.7	99.1	98.7	99.3	99.6	99.8	99.8	
4.00 - 5.50	4.69	99.5	99.5	99.6	100.0	99.8	100.0	100.0	
5.50 - 7.00	6.20	99.6	99.6	100.0	100.0	100.0	100.0	100.0	
7.00 - 10.00	8.37	99.6	100.0	99.6	100.0	100.0	100.0	100.0	
		CME	Initial	Load 1	Load 2	Load 3	Load 4	Load 5	
Resistance after Dust Load (in pa) ----->				0.29	0.58	0.89	1.19	1.50	
Dust Load (gms) ----->				30	285	390	453	499	